

**KHSAA TITLE IX
ANNUAL REPORT SUBMISSION
STATUS REPORT
2007-2008**

KHSAA
Form T65
Revised 3/08

TO: KHSAA Member School Superintendents, Principals, and Athletic Directors

FROM: Brigid L. DeVries, Commissioner
Larry Boucher, Assistant Commissioner

DATE: 5-22-2008

School	Greenup County High School	Reviewed by	Reba Woodall
--------	----------------------------	-------------	--------------

The following is a status report regarding the required 2007 - 2008 Title IX Annual Report submission of forms due into the KHSAA office by April 15, 2008. Appropriate KHSAA Audit Team personnel have reviewed these forms and the following is a summary of this review.

I. Checklist of Forms properly submitted in a satisfactory manner:

X	GE 19 (Annual Verification)	X	T-35 (Budget Expenses)
X	T-1 (Summary Program Chart 1)	X	T-36 (Budget Expenses)
X	T-2 (Summary Program Chart 2)	X	T-41 (Checklist – Overall Interscholastic Program)
X	T-3 (Summary Program Chart 3)	X	T-60 (Corrective Action Plan)
X	T-4 (Summary Program Chart 4)	X	T-63 (Interscholastic Survey Results)

II. Status

A.	X	2007 – 2008 Forms are satisfactory and no further information or action is necessary at this time.
B.		Errors have been noted with respect to the following forms:
C.		The following forms were omitted and must be submitted by school representatives:
D.	X	According to the 2007-2008 data, the school appears to be meeting the standards established in: <input type="checkbox"/> Test 1 (Athletic participation is proportionate to enrollment) <input type="checkbox"/> Test 2 (History and continuing practice of program expansion) <input checked="" type="checkbox"/> Test 3 (Full and effective accommodation of interests and abilities)
E.	X	Other Recommendation and Comments: 1. The KHSAA recommends student athletes and parents are members of the Gender Equity Committee 2. Not all sports are giving awards. The Gender Equity Committee should produce an awards policy. This policy should include items such as; letters and bars, banners, trophies, certificates, banquets, t-shirts, etc. All coaches should be informed of this policy. The written policy should be kept in the school's Title IX File. 3. It appears the school has met the standard for Test 3 due to the explanations and plans on T-3 and T-60. 4. Thank you for your report.



KENTUCKY HIGH SCHOOL ATHLETIC ASSOCIATION
2007-2008 ANNUAL VERIFICATION OF TITLE IX PROCEDURES

KHSAA Form GE19
Rev. 12/07

(To be submitted by April 15, 2008 along with other required forms)

The Greenup Co. High School, Greenup, Kentucky
 (Name of High School) (City)

certifies to the Kentucky High School Athletic Association that the following is an accurate and true representation of the facts surrounding compliance with 20 U.S.C. Sections 1681-1688, et. Seq. (also known as Title IX)

I certify the following provisions in accordance with records at the school contained in the permanent Title IX file, at least one copy of which must be maintained in the Principal's office, and to the best of my knowledge have completed the following tasks.

Established a gender equity committee at the high school. (list committee personnel and provide attachment if necessary)

Name	Address	Phone	Title
(Supt., Principal, Student, Parent, Coach, Etc.)			
Chris Ailster	221 Ridge St. South Shore, KY 41175	(606)-932-2125	Athletic Director
Chad Leach	12200 Princland Dr. Ashland, KY 41102	(606)-547-2205	Coach
Cathrine DelValle	6391 State Rt. 39 Lucasville, OH 45648	(304)-521-5513	Coach
Greg Logan	72 Yankee Lane Greenup, KY 41144	(606)-473-5259	Coach/Parent
Eric Keeton	26 Zoey Lane Raceland, KY 41169	(606)-836-9413	Coach
Brandi Litteral	1221 Prospect Ave. Worthington, Ky 41183	(606)-922-8703	Coach

Scheduled a minimum of three meetings during the 2007-2008 school year on the following dates:

August 27, 2007
January 23, 2008
March 10, 2008

Designated the following person(s) as the Title IX coordinator for the school:


Name	Title	Address	Phone
Chris Ailster	Athletic Director	221 Ridge St. South Shore, KY 41175	(606)-932-2125

Designated the following person(s) as the Title IX coordinator for the district:


Name	Title	Address	Phone
Wendy Guidry	Title IX Equity Coordinator	109 Audobon Court Russell, KY 41169	(606)-836-1985

School personnel are continuing to make periodic reviews of the boys' and girls' athletics program reflected in the Corrective Action Plan.

In addition to the above information, the above referenced school maintains a complete permanent file relative to Title IX records including copies of the self-assessment audit, all corrective action plans, and other related materials.




 Principal's Signature



 Superintendent Signature

4-9 2008

 Date



 School Board Chairpersons' Signature

(Send original copy to KHSAA - Maintain duplicate in Title IX school folder)

2007-2008
ACCOMMODATION OF INTERESTS AND ABILITIES
SUMMARY PROGRAM CHART 1

KHSAA
Form T1
Rev.12/07

Participation Opportunities Test One


		(Column 1)	(Column 2)	(Column 3)	(Column 4)
	Program	Enrollment	Percentage of Total Enrollment	Number of Interscholastic Participants (double and triple count)	Percentage of Total Participation
Row 1	GIRLS	484	49 %	*155	37%
Row 2	BOYS	499	51%	*267	63%
Row 3	Totals	983	100%	*422	100%

Instructions:

*Number of 8th grade students & below used in Column 3 and Column 4 calculations if applicable: 20

- 1) Determine the total number of girls enrolled, (place in Row 1, Column 1). Determine the total number of boys enrolled, (place in Row 2, Column 1).
- 2) Add the total number of girls and boys enrolled to determine total enrollment, (place in Row 3, Column 1).
- 3) Calculate the percentage of total enrollment that is female. (Divide Row 1, Column 1 by Row 3, Column 1 and place in Row 1, Column 2.) Calculate the percentage of total enrollment that is male. (Divide Row 2, Column 1 by Row 3, Column 1 and place in Row 2, Column 2.) Note: Row 1, Column 2 plus Row 2, Column 2 should total 100%.
- 4) Ask the head coaches to review the most updated eligibility or squad lists for their teams. Ask coaches to confirm the names of those individuals who are on the team as of the first **date of regular season competition**, and cross out the names of those who were cut from the team or quit the team prior to the first regular season competitive event. Determine the total number of interscholastic athletics participants that are girls, (and place in Row 1, Column 3). In order to determine the total number of athletics participants, an individual should be counted each time he or she participates on a team. For example, if Jane Doe competes on the varsity volleyball team, the junior varsity volleyball team, the junior varsity basketball team, and the varsity softball team, she should be counted as four participants (**do not include club or intramural sports participants, cheerleaders, dance teams, or pom squads**). Calculate the same way for boys and girls. * In addition, should 8th grade students and below play on a Freshman, Junior Varsity, or Varsity team, they should also be counted for each team and sport on which they participate. If applicable, please asterisk the above notation as to how many 8th grade students & below are included in the totals.
Using the same procedure, determine the total number of interscholastic athletic participants that are boys, (and place in Row 2, Column 3). Add Row 1, Column 3 plus Row 2, Column 3 to get total participants and place in Row 3, Column 3.
- 5) Calculate the percentage of female participation. (Row 1, Column 3 divided by Row 3, Column 3 and place in Row 1, Column 4.) Calculate the percentage of male participation. (Row 2, Column 3 divided by Row 3, Column 3 and place in Row 2, Column 4.) Note: Row 1, Column 4 plus Row 2, Column 4 should total 100%.

Note: While being within three percent is not a formal compliance standard; if the percent listed in Row 1, Column 4 is within 3% of Row 1, Column 2, then it provides a good target within which compliance is likely.

Principal's Signature:  Date: 4-9-08

2007-2008
ACCOMMODATION OF INTERESTS AND ABILITIES
SUMMARY PROGRAM CHART 2

KHSAA
 Form T2
 Rev. 12/07

Participation Opportunities Test Two

		Column 1	Column 2	Column 3	Column 4	Column 5
Program		Number of Teams Currently Offered	Number of Participants	Number of Teams Added Since the beginning of the 2003-2004 School Year	Current Number of Participants for each team added Since the beginning of the 2003-2004 School Year	Percent of Total Participation By Sex Added Since the beginning of the 2003-2004 School Year
GIRLS	Row 1	varsity:	8	113		
	Row 2	j.v.:	3	31		
	Row 3	frosh:	1	11		
	Row 4	total:	12	155		
BOYS	Row 5	varsity:	8	172		
	Row 6	j.v.:	3	63		
	Row 7	frosh:	2	32		
	Row 8	total:	13	267		

- 1) For Column 1, list the number of interscholastic teams offered for girls and boys at each competitive level (varsity, junior varsity, and freshman). For girls, total each of the entries in Rows 1, 2, and 3 into Row 4. For boys, total Rows 5, 6, and 7 into Row 8.
- 2) For Column 2, list the number of participants at each level. For girls, total each of the entries in Rows 1, 2, and 3 into Row 4. For boys, total Rows 5, 6, and 7 into Row 8. **Note:** The totals in Row 4 for girls and in Row 8 for boys must be the same as the totals in Form T-1, Column 3, Rows 1 and 2 respectively.
- 3) For Column 3, list the number of interscholastic teams that have been added in the last five years at each competitive level. Count each team added during the 5 year period only one time. e.g. Girl's junior varsity soccer was added 3 years ago, count the team only once, not 3 times. For girls, total the entries in Rows 1, 2, and 3 into Row 4. For boys, total Rows 5, 6, and 7 into Row 8.
- 4) For Column 4, list the number of participants that are **currently** on each level of the teams that were added in the last five years. If a team was added previously but no longer exists, there are no current participants to be added for that team. For girls, total the entries in Rows 1, 2, and 3 into Row 4. For boys, total Rows 5, 6, and 7 into Row 8.
- 5) For Column 5, calculate the percentage of participants that have been added in the last five years. For girls, take the number in Column 4, Row 4 and divide by the number in Column 2, Row 4. For boys, take the number in Column 4, Row 8 and divide it by the number in Column 2, Row 8.

Note: If the percentage of current participants added in the last five years is 25% or greater, compliance with Test Two may be possible. If less than 25%, then compliance with Test Three should be analyzed. **CAUTION:** 25% is not a formal compliance standard.

Principal's Signature: M. J. [Signature] Date: 4-9-08

2007-2008
ACCOMMODATION OF INTERESTS AND ABILITIES
SUMMARY PROGRAM CHART 3

KHSAA
 Form T3
 Rev. 12/07

Participation Opportunities Test Three

FOR ANY QUESTION ANSWERED "YES" IDENTIFY THE RESPECTIVE SPORT(S).

	GIRLS (Yes / No)		BOYS (Yes / No)
1. For a sport <u>not</u> currently offered in your interscholastic athletics program, is there sufficient interest to form a viable interscholastic team based on participation on an intramural team.	No		No
2 For a sport <u>not</u> currently offered, is there sufficient interest, based on the responses to your most recent Student Interest Survey, to form a viable interscholastic team for a sport not currently offered. If yes, what sport?	Yes Swim/Div.		Yes Wrestling
3. For a sport currently offered at the junior varsity or freshman level is there sufficient interest, based on your most recent Student Interest Survey, to form a varsity team not currently offered?	No		No
4. For a sport currently offered at the varsity level only, is there sufficient interest, based on your most recent Student Interest Survey, to form a viable team for a junior varsity or freshman team that is not currently offered?	No		No
5. If you answered YES to question (1), (2), (3), or (4), are there enough high schools in the geographic area offering the sport (at the appropriate level) to allow for the development of a reasonable schedule of competition?	No		No

Plans to Address Interest:

Principal's Signature :  Date: 4-9-08

2007-2008
ACCOMODATION OF INTERESTS AND ABILITIES
SUMMARY PROGRAM CHART 4

Levels of Competition Test One

		Column 1	Column 2	Column 3
Girls	Team Levels	Number of Teams Currently Offered	Number of Participants	Percentage of Participants at Each Level
Row 1	varsity:	8	113	73%
Row 2	j.v.:	3	31	20%
Row 3	frosh:	1	11	7%
Row 4	total:		155	100%
Boys				
Row 5	varsity:	8	172	64%
Row 6	j.v.:	3	63	25%
Row 7	frosh:	2	26	11%
Row 8	total:		267	100%


- 1) Column 1, list the number of interscholastic teams offered for girls and boys at each competitive level; varsity, junior varsity, and freshman. (Refer to Form T-2, Accommodation of Interests and Abilities, Summary Program Chart 2, Column 1.)
- 2) For Column 2, list the number of participants at each level. For girls, total the entries in Rows 1, 2, and 3 into Row 4. For boys, total the entries in Rows 5, 6, and 7 into Row 8. (Refer to Form T-2, Accommodation of Interests and Abilities, Summary Program Chart 2, Column 2.)
- 3) For Column 3, calculate the percentage of female and male participants at each level.
For girls' varsity, junior varsity, and frosh, respectively:
 - Divide Column 2, Row 1 by Column 2, Row 4, and place the percentage in Column 3, Row 1.
 - Divide Column 2, Row 2 by Column 2, Row 4, and place the percentage in Column 3, Row 2.
 - Divide Column 2, Row 3 by Column 2, Row 4, and place the percentage in Column 3, Row 3.For boys' varsity, junior varsity, and frosh, respectively:
 - Divide Column 2, Row 5 by Column 2, Row 8, and place the percentage in Column 3, Row 5.
 - Divide Column 2, Row 6 by Column 2, Row 8, and place the percentage in Column 3, Row 6.
 - Divide Column 2, Row 7 by Column 2, Row 8, and place the percentage in Column 3, Row 7.

Principal's Signature: *MAY* Date: 4-9-08

**2007-2008
ACTUAL EXPENDITURES - PROGRAM COMPARISON CHART 1
TO INCLUDE BOOSTER CLUB FUNDING**

	equipment and supplies		travel		awards		coaches' salaries (to include supplemental and extended employment; dollar amount required)	# Coaches for all levels / # Teams for all levels	facilities improvements		publications (if sport-specific)	
	School	Booster	School	Booster	School	Booster			School	Booster	School	Booster
G basketball	4682	803		1628	302	914	11068	3 / 3	408			
B basketball	6034	6304		900			11388	3 / 3	408			
G softball	1444	1343		763	136		8201	3 / 2				
B baseball	987	7570		10116		2472	5752	2 / 2				
G cross country			35				1225	1 / 1				
B cross country			35				1225	1 / 1				
G golf			3235				1269	1 / 1				
B golf			2750				1269	1 / 1				
G soccer	3170						4035	1 / 1				
B soccer	189	1681		414		574	4134	1 / 1				
G swimming												
B swimming												

1. Total expenditures on T-35 and T-36 on the 2007-2008 year report due by April 15, 2008, should reflect the total monies spent (rounded off to nearest dollar) for the entire school year of 2006-2007 ending June 30, 2007.
2. Booster Club Funding/Contributions must be included in the above expenditures total. (Note: It is illegal for coaches to be paid by Booster Clubs - Reference KHSAA Bylaw 27)

Principal's Signature:  Date: 4-9-08

**2007-2008
ACTUAL EXPENDITURES - PROGRAM COMPARISON CHART 2
TO INCLUDE BOOSTER CLUB FUNDING**

	equipment and supplies		travel		awards		coaches' salaries (to include supplemental and extended employment; dollar amount required)		facilities improvements		publications (if sport-specific)	
	Expenditures	Expenditures	Expenditures	Expenditures	Expenditures	Expenditures	Expenditures	Expenditures	Expenditures	Expenditures	Expenditures	Expenditures
	School	Booster	School	Booster	School	Booster	School	Booster	School	Booster	School	Booster
G track	443	1261			59	131	2144	1	1			
B track	443	1251			29	131	2640	1	1			
G tennis	371				79		1269	1	1			
B tennis	371				79		1269	1	1			
G volleyball	518	785				363	4223	2	2			
B wrestling												
G (list sport)												
B football	12539	3995		500		2145	17578	5	3			
G (list sport)												
B (list sport)												

- Total expenditures on T-35 and T-36 on the 2007-2008 year report due by April 15, 2008, should reflect the total monies spent (rounded off to nearest dollar) for the entire school year of 2006-2007 ending June 30, 2007.
- Booster Club Funding/Contributions must be included in the above expenditures totals. Indicate percentage of total expenditures for each gender: (if disparities are obvious, list on your Corrective Action Plan (T-60) what action you will take to correct the problem).

Gender	Expenditures	Percentage
Boys	264	66
Girls	155	34
Total:	\$163,462	100%

\$401
\$363
\$82,288

Principal's Signature: *W. M. R.* **Date:** *4-9-08*

2007-2008 KHSAA TITLE IX ATHLETICS AUDIT
Checklist - Overall Interscholastic Athletics Program

KHSAA
 Form T41
 Rev. 12/07

DIRECTIONS:

For the Areas of Compliance (Opportunities and Benefits) listed on the left hand side of the page, place a checkmark under the appropriate column identifying whether your school provided an advantage to the Girls' Program, or to the Boys' Program or to Neither Program. A review of T-35 and T-36 spending patterns might be helpful in completing this form.

Areas of Compliance:	ADVANTAGE TO:		
	GIRLS' PROGRAM	BOYS' PROGRAM	NEITHER PROGRAM
OPPORTUNITIES			
Accommodation of Interest and Abilities			X
BENEFITS			
Equipment and Supplies		X	
Scheduling of Games and Practice Time			X
Travel and Per Diem Allowances			X
Coaching			X
Locker Rooms, Practice and Competitive Facilities			X
Medical and Training Facilities and Services			X
Publicity			X
Support Services			X
Athletic Scholarships			X
Tutoring			X
Housing and Dining Facilities and Services			X
Recruitment of Student Athletes			X

If an advantage is shown, corrective action should be shown on T-60 (Corrective Action Plan).

Principal's Signature:  Date: 4-9-08

2007-2008
TITLE IX

CORRECTIVE ACTION PLAN

SCHOOL NAME

Greenup Co. High School

DIRECTIONS:

- For Column 1, indicate the intended area (Opportunities or Benefits) which needs corrective action in order to achieve gender equity. For Column 2, write the suggested change or activities that will correct the area in need of alteration. For Column 3, include the estimated completion date for the changes or activities.
- It is possible to attain compliance with Title IX and no longer need "corrective" action. However, the KHSAA strongly encourages compliant schools to identify items for improvement (Column 1), activities to accomplish the improvement (Column 2) and a timetable for completion (Column 3) that will strengthen the athletic program.
- You may copy this form as needed. Please attach corrective action plans along with audit forms and submit by April 15, 2008.

COLUMN 1	COLUMN 2	COLUMN 3
ITEM FOR CORRECTION/ IMPROVEMENT	SUGGESTED CHANGE/ ACTIVITIES	TIME TABLE FOR CORRECTIVE ACTION/ AND OR COMPLETION DATE
Booster Clubs and spending	Include boosters club members on Title IX committee to provide an understanding of expectations of Title IX	2008-2009
Participation	Inform students of available team sports offered at the high school level through posters, announcements flyers, etc.	2008-2009
Softball opportunities	The softball team will research the possibility of participating in a tournament in Florida during the spring break week.	2008-2009

Principal's Signature:  Date: 4-9-08



**2007-2008 INTERSCHOLASTIC
ATHLETICS SURVEY**
Summary of Student Responses

KHSAA
Form T63
Rev.12/07

School Name: Greenup County High School
Enrollment
(9-12 Grade): 983 (SHOULD AGREE WITH FORM T-1, COLUMN 1, ROW 3)
Number of 9-11 Grade Students Surveyed: 746
Number of 8th Grade Students Surveyed: 209
Date: 3-24-08
Completed By: Chris Ailster

Instructions:

1. Summarize the Student Athletics Interest Surveys Form T-61 by listing the total number of responses on the line next to each sport.
2. Under the Other Category please provide a listing of the sports as well as the number of students who are interested in participating.
3. Please sign and date this Summary Form (T-63) and mail this Summary Form only to the KHSAA by April 15, 2008. Do not mail the student surveys (Form T-61). However, these Forms should be maintained in your files in the event they are requested subsequently.

955 Number of Surveys 86%
825 Total Returned (*A minimum of 80% return is expected*)
8-11 Grades Surveyed (*Should be grades 9-11 and 8th grade if school has a feeder system*)

How Was The Survey Administered? Given in English classes
 (e.g. was it given in all English classes, or all home rooms, or advisee/advisor?)

KHSAA Sanctioned Fall Sports (*List Total Number of Participation Responses*)

47 Cross Country (Girls)
25 Cross Country (Boys)
197 Football (Boys)
17 Golf (Girls)
27 Golf (Boys)
102 Soccer (Girls)
49 Soccer (Boys)
145 Volleyball (Girls)

Winter Sport (*List Total Number of Participation Responses*)

Form T-63
Rev. 12/07

<u>79</u>	Basketball (Girls)
<u>131</u>	Basketball (Boys)
<u>95</u>	Indoor Track (Girls)
<u>31</u>	Indoor Track (Boys)
<u>113</u>	Swimming & Diving (Girls)
<u>40</u>	Swimming & Diving (Boys)
<u>67</u>	Wrestling (Boys)

Spring Sport (*List Total Number of Participation Responses*)

<u>117</u>	Baseball (Boys)
<u>87</u>	Fast Pitch Softball (Girls)
<u>111</u>	Tennis (Girls)
<u>39</u>	Tennis (Boys)
<u>100</u>	Track (Girls)
<u>73</u>	Track (Boys)

Non-KHSAA Championship Sports (*From Student Survey T-61 Question 10*)

<u>156</u>	Archery
<u>41</u>	Field Hockey
<u>183</u>	Bowling
<u>14</u>	Gymnastics (Boys)
<u>131</u>	Gymnastics (Girls)
<u>113</u>	Ice Hockey
<u>66</u>	Lacrosse (Boys)
<u>62</u>	Lacrosse (Girls)
<u>145</u>	Rifle
<u>133</u>	Rodeo
<u>39</u>	Slow Pitch Softball
<u>30</u>	Volleyball (Boys)
<u>0</u>	Water Polo
<u>109</u>	Weightlifting

Number of Students who participate in Intramural Sports

(*From Student Survey T-61 Question 5*)

<u>Sport</u>	<u>Number</u>
Basketball	16
Softball	7
Bseball	5

List Intramural Sports students are interested in adding:
(From Student Survey T-61 Question 6)

Form T-63
 Rev. 12/07

<u>Sport</u>	<u>Number</u>
Swimming	14
Boxing	13

Participation in Non-School Sports Activities
(From Student Survey T-61 Question 7)

<u>Sport</u>	<u>Number</u>
Baseball	34
Basketball	23

Reasons for not participating in interscholastic athletics
(From Survey Question 8)

- 75 I prefer other activities such as band, chorus, etc.
- 171 I don't have time
- 28 The practice schedules and game times are inconvenient
- 73 The sport I like isn't offered
- 12 It's too expensive
- 10 I prefer to participate in club or intramural sports
- 53 Working
- 94 Other:

Student Suggestions to encourage participation

Increase awareness of available sports.

School posters and flyers


 Principal's Signature

4-9-08
 Date

Greenup County High School



196 Musketeer Drive
Greenup, KY 41144

Phone: 606-473-9812
Fax: 606-473-7854

Fax Transmittal Form

To

Mr. Woodall

From

Chris T. Pilster
Greenup County High School

CC:

Re: FILE IN EDITS

Phone number:

Phone: 606-473-9812

Fax: 606-473-7854

Fax number:

859-293-5999

Urgent

For Review

Please Comment

Please Reply

Date sent:

5/19

Number of pages including cover page:

7

Message:

I HOPE THIS TAKES CARE
OF EVERYTHING.

Attention: This facsimile contains Confidential information intended for the use of the addressee(s) named above. If you are not the intended recipient of this facsimile, or employee or agent responsible for delivering it to the intended recipient, you are hereby notified that any dissemination or copying of this facsimile is strictly prohibited. If you have received this facsimile in error, please immediately notify us by phone at (606) 473-9812 and return the original facsimile to us at the address listed above via the US Postal Service. We will reimburse you for all expenses incurred. Thank you.



2007-2008
ACCOMMODATION OF INTERESTS AND ABILITIES
SUMMARY PROGRAM CHART 2


KISAA
 Form T2
 Rev. 12/07

Participation Opportunities Test Two

		Column 1	Column 2	Column 3	Column 4	Column 5
Program		Number of Teams Currently Offered	Number of Participants	Number of Teams Added Since the beginning of the 2003-2004 School Year	Current Number of Participants for each team added Since the beginning of the 2003-2004 School Year	Percent of Total Participation By Sex Added Since the beginning of the 2003-2004 School Year
GIRLS	Row 1	varsity:	8	113		
	Row 2	j.v.:	3	31		
	Row 3	frosh:	1	11		
	Row 4	total:	12	155	0	0
BOYS	Row 5	varsity:	8	172		
	Row 6	j.v.:	3	63		
	Row 7	frosh:	2	32		
	Row 8	total:	13	267	0	0

- For Column 1, list the number of interscholastic teams offered for girls and boys at each competitive level (varsity, junior varsity, and freshman). For girls, total each of the entries in Rows 1, 2, and 3 into Row 4. For boys, total Rows 5, 6, and 7 into Row 8.
- For Column 2, list the number of participants at each level. For girls, total each of the entries in Rows 1, 2, and 3 into Row 4. For boys, total Rows 5, 6, and 7 into Row 8. **Note:** The totals in Row 4 for girls and in Row 8 for boys must be the same as the totals in Form T-1, Column 3, Rows 1 and 2 respectively.
- For Column 3, list the number of interscholastic teams that have been added in the last five years at each competitive level. Count each team added during the 5 year period only one time. e.g. Girl's junior varsity soccer was added 3 years ago, count the team only once, not 3 times. For girls, total the entries in Rows 1, 2, and 3 into Row 4. For boys, total Rows 5, 6, and 7 into Row 8.
- For Column 4, list the number of participants that are **currently** on each level of the teams that were added in the last five years. If a team was added previously but no longer exists, there are no current participants to be added for that team. For girls, total the entries in Rows 1, 2, and 3 into Row 4. For boys, total Rows 5, 6, and 7 into Row 8.
- For Column 5, calculate the percentage of participants that have been added in the last five years. For girls, take the number in Column 4, Row 4 and divide by the number in Column 2, Row 4. For boys, take the number in Column 4, Row 8 and divide it by the number in Column 2, Row 8.

Note: If the percentage of current participants added in the last five years is 25% or greater, compliance with Test Two may be possible. If less than 25%, then compliance with Test Three should be analyzed. **CAUTION:** 25% is not a formal compliance standard.

Principal's Signature:  Date: 5-19-08

**2007-2008
ACCOMMODATION OF INTERESTS AND ABILITIES
SUMMARY PROGRAM CHART 3**

Participation Opportunities Test Three


FOR ANY QUESTION ANSWERED "YES" IDENTIFY THE RESPECTIVE SPORT(S).

	GIRLS (Yes / No)		BOYS (Yes / No)
1. For a sport <u>not</u> currently offered in your interscholastic athletics program, is there sufficient interest to form a viable interscholastic team based on participation on an intramural team.	No		No
2 For a sport <u>not</u> currently offered, is there sufficient interest, based on the responses to your most recent Student Interest Survey, to form a viable interscholastic team for a sport not currently offered. If yes, what sport?	Yes Swim/Div.		Yes Wrestling
3. For a sport currently offered at the junior varsity or freshman level is there sufficient interest, based on your most recent Student Interest Survey, to form a varsity team not currently offered?	No		No
4. For a sport currently offered at the varsity level only, is there sufficient interest, based on your most recent Student Interest Survey, to form a viable team for a junior varsity or freshman team that is not currently offered?	No		No
5. If you answered YES to question (1), (2), (3), or (4), are there enough high schools in the geographic area offering the sport (at the appropriate level) to allow for the development of a reasonable schedule of competition?	No		No

Plans to Address Interest:

Question #2.

- Hold an after school meeting with students and parents to get a more accurate interest in Swim/Div. and Wrestling.
- Look into area schools to see if there are enough viable schools to hold competition within reasonable traveling distances.

Principal's Signature :  Date: 5-19-08

2007-2008 KHSAA TITLE IX ATHLETICS AUDIT
Checklist - Overall Interscholastic Athletics Program

KHSAA
Form T41
Rev. 12/07

DIRECTIONS:

For the Areas of Compliance (Opportunities and Benefits) listed on the left hand side of the page, place a checkmark under the appropriate column identifying whether your school provided an advantage to the Girls' Program, or to the Boys' Program or to Neither Program. A review of T-35 and T-36 spending patterns might be helpful in completing this form.

Areas of Compliance:	ADVANTAGE TO:		
	GIRLS' PROGRAM	BOYS' PROGRAM	NEITHER PROGRAM
OPPORTUNITIES			
Accommodation of Interest and Abilities			X
BENEFITS			
Equipment and Supplies			X
Scheduling of Games and Practice Time			X
Travel and Per Diem Allowances			X
Coaching			X
Locker Rooms, Practice and Competitive Facilities			X
Medical and Training Facilities and Services			X
Publicity			X
Support Services			X
Athletic Scholarships			X
Tutoring			X
Housing and Dining Facilities and Services			X
Recruitment of Student Athletes			X

If an advantage is shown, corrective action should be shown on T-60 (Corrective Action Plan).

Principal's Signature:  Date: 5-19-08

**2007-2008
ACTUAL EXPENDITURES - PROGRAM COMPARISON CHART 1
TO INCLUDE BOOSTER CLUB FUNDING**

	equipment and supplies		travel		awards		coaches' salaries (to include supplemental and extended employment; dollar amount required)			facilities improvements		publications (if sport-specific)	
	Expenditures		Expenditures		Expenditures		Expenditures			Expenditures		Expenditures	
	School	Booster	School	Booster	School	Booster	School	# Coaches for all levels / B Teams for all levels	School	Booster	School	Booster	School
G basketball	4682	803	716	1628	302	914	11068	3	3		408		
B basketball	6034	6304	1705	900			11388	3	3		408		
G softball	1444	1343	2404	763	136		8201	3	2				
B baseball	987	7570	3238	10116		2472	5752	2	2				
G cross country			35				1225	1	1				
B cross country			35				1225	1	1				
G golf			3235				1269	1	1				
B golf			2750				1269	1	1				
G soccer	3170		418				4035	1	1				
B soccer	189	1681	610	414		574	4134	1	1				
G swimming													
B swimming													

1. Total expenditures on T-35 and T-36 on the 2007-2008 year report due by April 15, 2008, should reflect the total monies spent (rounded off to nearest dollar) for the entire school year of 2006-2007 ending June 30, 2007.
2. Booster Club Funding/Contributions must be included in the above expenditures total. (Note: It is illegal for coaches to be paid by Booster Clubs - Reference KHSAA Bylaw 27)

Principal's Signature:  Date: 5-19-08

**2007-2008
ACTUAL EXPENDITURES - PROGRAM COMPARISON CHART 2
TO INCLUDE BOOSTER CLUB FUNDING**

	equipment and supplies		travel		awards		coaches' salaries (to include supplemental and extended employment; dollar amount required)		facilities improvements		publications (if sport-specific)	
	Expenditures		Expenditures		Expenditures		Expenditures		Expenditures		Expenditures	
	School	Booster	School	Booster	School	Booster	School	Booster	School	Booster	School	Booster
G track	443	1251	662		59	131	2144	1				
B track	443	1251	662		29	131	2640	1				
G tennis	371		247		79		1269	1				
B tennis	371		247		79		1269	1				
G volleyball	518	785	1184			363	4223	2				
B wrestling												
G (list sport)												
B football	12539	3995	3051	500		2145	17578	5				
G (list sport)												
B (list sport)												

1. Total expenditures on T-35 and T-36 on the 2007-2008 year report due by April 15, 2008, should reflect the total monies spent (rounded off to nearest dollar) for the entire school year of 2006-2007 ending June 30, 2007.

2. Booster Club Funding/Contributions must be included in the above expenditures totals. Indicate percentage of total expenditures for each gender: (if disparities are obvious, list on your Corrective Action Plan (T-60) what action you will take to correct the problem).

Gender	Expenditures	Percentage
Boys	\$117,685	66
Girls	\$61,897	34
Total:	\$179,582	100%

Principal's Signature: Walt Date: 5-19-08

2007-2008
TITLE IX

CORRECTIVE ACTION PLAN

SCHOOL NAME _____

Greenup Co. High School _____

DIRECTIONS:

1. For Column 1, indicate the intended area (Opportunities or Benefits) which needs corrective action in order to achieve gender equity. For Column 2, write the suggested change or activities that will correct the area in need of alteration. For Column 3, include the estimated completion date for the changes or activities.
2. It is possible to attain compliance with Title IX and no longer need "corrective" action. However, the KHSAA strongly encourages compliant schools to identify items for improvement (Column 1), activities to accomplish the improvement (Column 2) and a timetable for completion (Column 3) that will strengthen the athletic program.
3. You may copy this form as needed. Please attach corrective action plans along with audit forms and submit by April 15, 2008.

COLUMN 1 ITEM FOR CORRECTION/ IMPROVEMENT	COLUMN 2 SUGGESTED CHANGE/ ACTIVITIES	COLUMN 3 TIME TABLE FOR CORRECTIVE ACTION/ AND OR COMPLETION DATE
Booster Clubs and spending	include boosters club members on Title IX committee to provide an understanding of expectations of Title IX	2008-2009
Participation	Inform students of available team sports offered at the high school level through posters, announcements flyers, etc.	2008-2009
Softball opportunities	The softball team will research the possibility of participating in a tournament in Florida during the spring break week.	2008-2009
Student interest in Swim/Div. teams for girls and Wrestling teams for boys.	Hold a student/parent meeting after school hours to get a viable interest in each sport. Check into local school systems to see if either or are offered within a reasonable geographic area.	2008-2009

Principal's Signature: Matthew Date: 5-19-08